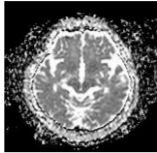
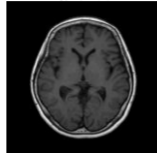
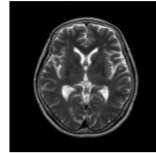
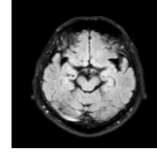
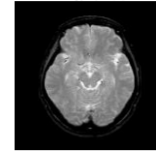
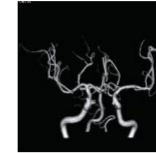

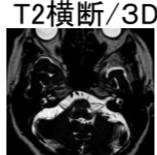
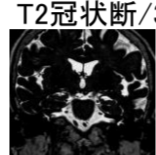
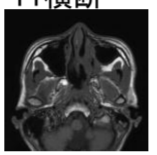
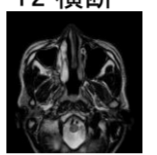
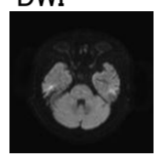
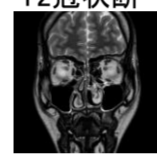
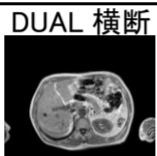
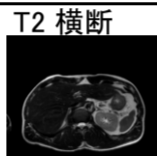
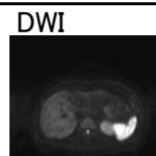



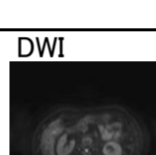

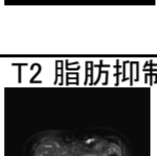


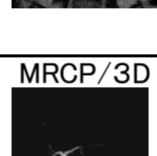

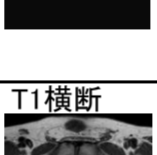
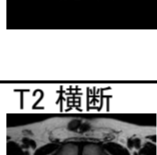


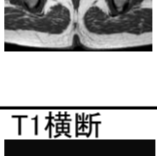
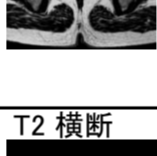
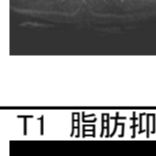
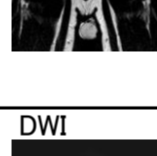

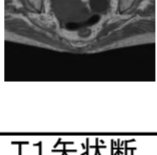





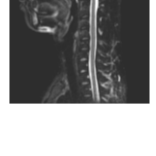
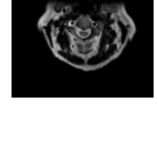
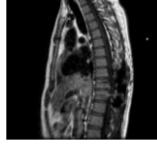
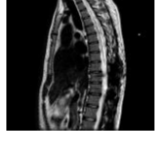

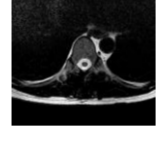





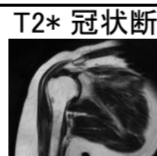
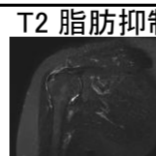







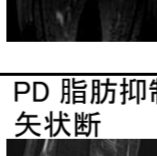
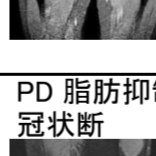


MRI検査予約で対応可能な撮影の種類及び方法

頭部	全脳(+MRA)	DWI 	T1 横断 	T2 横断 	FLAIR 横断 	T2*横断 	MRA 	
	小脳橋角部	T1横断/3D 	T2横断/3D 	T2冠状断/3D 				
	副鼻腔	T1横断 	T2 横断 	DWI 	T2冠状断 			
腹骨盤部	肝臓	DUAL 横断 	T2 横断 	DWI 	T2冠状断 			
	腎臓	DUAL 横断 	T2 横断 	DWI 	T2冠状断 			
	MRCP	T2 脂肪抑制 	T1 脂肪抑制 	DWI 	MRCP/3D 	MRCP/balanced 		
	前立腺	T1横断 	T2 横断 	DWI 	T2冠状断 			
	子宮/卵巣	T1横断 	T2 横断 	T1 脂肪抑制 	DWI 	T2矢状断 		
脊椎	頸椎頸髄	T1矢状断 	T2矢状断 	T2脂肪抑制 	T2 横断 			
	胸椎胸髄	T1矢状断 	T2矢状断 	T2脂肪抑制 	T2 横断 			
	腰椎腰髄	T1矢状断 	T2矢状断 	T2脂肪抑制 	T2 横断 			
関節	肩	T2* 横断 	T2* 冠状断 	T2 脂肪抑制 	T2矢状断 			
	股関節	T1 冠状断 	T2 脂肪抑制 	T2* 冠状断/3D 	T2 横断 	T2* 横断MPR 		
	膝	PD 矢状断/3D 	PD 脂肪抑制矢状断 	PD 脂肪抑制冠状断 	PD横断MPR 			
		PD冠状断MPR 	PD ACL矢状断MPR 	PD ACL冠状断MPR 	PD PCL矢状断MPR 